



Stealthbox®

INSTALLATION GUIDE
for the

SB-GM-SLVCC3/10TW3
SKU# 94647

2014-2018 (Gen 3) Chevrolet Silverado/GMC Sierra Crew Cab

Enclosure Type: Sealed

Driver Type: 10TW3-D8

Nominal Impedance: 2 ohms

Continuous Power Handling: 800 watts (RMS method)

SB-GM-SLVCC3/10TW3 INSTR_SKU# 011374

! IMPORTANT

If you choose to perform the installation yourself, it is absolutely vital that the Stealthbox® be properly mounted to the vehicle according to these instructions. Failure to mount the enclosure properly presents two problems:

- 1) The sub-bass performance will suffer due to the movement of the enclosure caused by the force exerted by the woofer(s).
- 2) A loose enclosure presents a serious safety hazard in the event of a collision or sudden deceleration.

INSTALLATION
DIFFICULTY:

1 OUT OF 5

ESTIMATED TIME:
1/2 HOUR

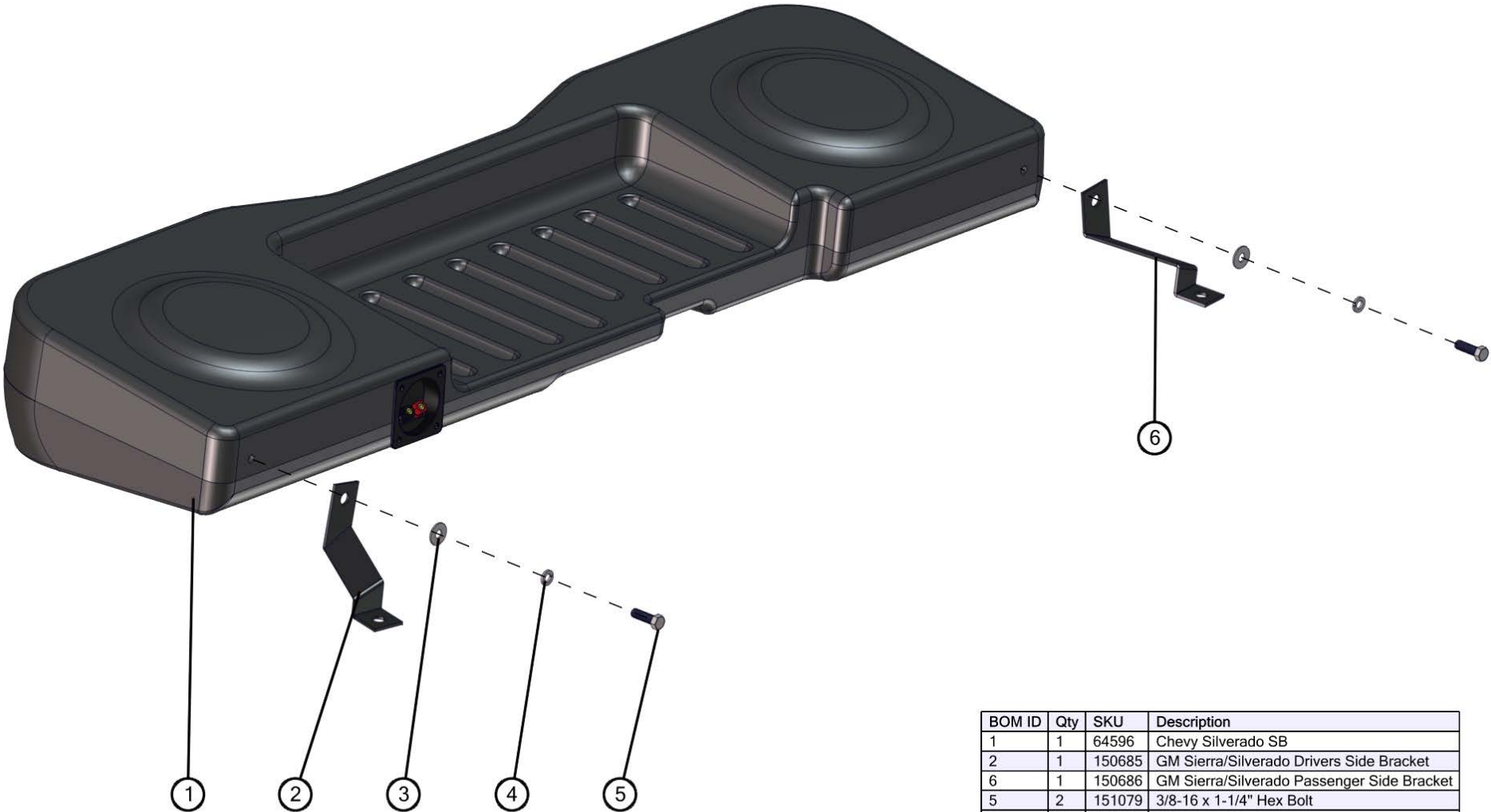


*Thank you for choosing a JL Audio Stealthbox® for your automotive sound system.
With proper installation, your new vehicle-specific enclosed subwoofer system
will deliver years of listening pleasure.*

*We strongly recommend that you have your new Stealthbox® installed by your
authorized JL Audio dealer. The installation professionals employed by your
dealer have the necessary tools and experience to disassemble and reassemble
your vehicle properly. If you prefer to perform your own installation, please read
this installation guide completely before beginning the process.*

Continued on Next Page

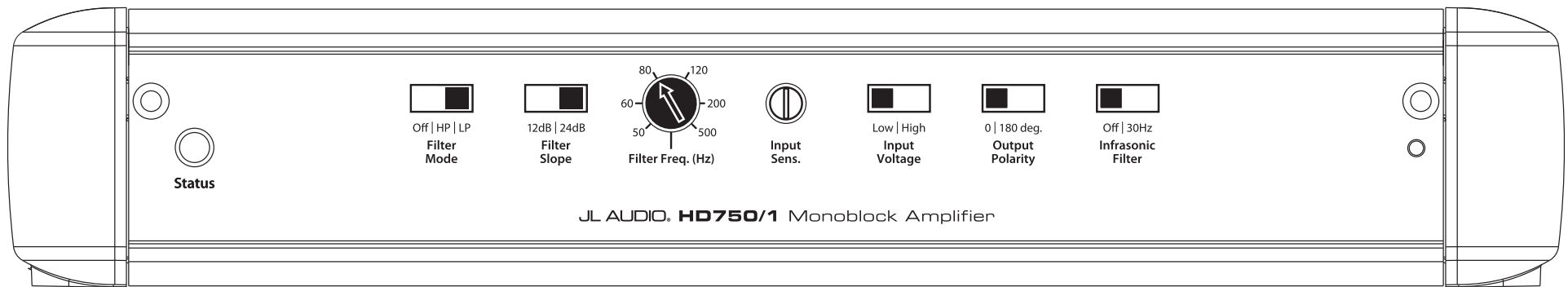
INCLUDED HARDWARE



BOM ID	Qty	SKU	Description
1	1	64596	Chevy Silverado SB
2	1	150685	GM Sierra/Silverado Drivers Side Bracket
6	1	150686	GM Sierra/Silverado Passenger Side Bracket
5	2	151079	3/8-16 x 1-1/4" Hex Bolt
4	2	151081	3/8" Lock Washer
3	2	151095	3/8" Flat Washer

POWER RECOMMENDATION

JL Audio recommends high quality amplifiers such as the JL Audio HD750/1. The diagram below shows the recommended crossover settings for the HD750/1. For a detailed description of the amplifier settings, consult the owner's manual for the amplifier. If another amplifier is being used, please reference this illustration and use similar settings on that amplifier.




CONNECTIONS

Using quality power, signal, and speaker wire is essential in ensuring the performance of your Stealthbox®. JL Audio recommends using a 4 AWG power kit such as the XD-PCS4-1B for your Stealthbox® amplifier. Other kits are available should you be using more than one amplifier. Signal wire such as the JL Audio Premium Audio Interconnect Cables should be used to provide signal for both channels of the amplifier. JL Audio recommends using 12AWG speaker wire for subwoofers such as our XC-BCS12-25.



STEP 1

Empty out the rear seat area and fold the rear seats up.



STEP 2

Locate the rear seat bracket on the driver's side.



STEP 3

Remove the factory nut from the rear seat bracket. Place the Driver's Side Bracket over the factory stud as shown.



STEP 4

Reinstall the factory nut and hand tighten. Repeat the process for the passenger side using the Passenger's Side Bracket.



STEP 5

Attach speaker cable to the terminal cup, place the Stealthbox® into position, and align the holes in the Brackets with the threaded inserts in the back of the enclosure.

Secure each of the Brackets to the enclosure using a 3/8 - 16 x 1-1/4" Hex Bolt, a 3/8" Lock Washer, and a 3/8" Flat Washer as shown.



STEP 6

Tighten the 3/8 - 16 x 1-1/4" Hex Bolt and the factory nut.



STEP 7

Repeat for the passenger's side.



STEP 8

Fold the rear seats back down to fully secure the enclosure.

CONGRATULATIONS!

You have completed the installation for this model! Enjoy your new Stealthbox®!

**MID/HIGH FREQUENCY DRIVER FITMENT**

A variety of JL Audio coaxial and component systems will fit in the factory speaker locations of your vehicle.

Front Speaker Size / Location: 6-1/2" - Front Doors

Fits JL Audio Models: C1-650x, C1-650, C2-650x, C2-650,
C3-650, C5-650x, C5-650, & C7-650cw

Rear Speaker Size / Location: 6-1/2" - Rear Door

Fits JL Audio Models: C1-650x, C1-650, C2-650x, C2-650,
C3-650, C5-650x, C5-650, & C7-650cw



JL AUDIO® | **How we play.™**    

(954) 443-1100

www.jlaudio.com

All specifications are subject to change without notice. "JL Audio"™ and the JL Audio logo, "Stealthbox" and the Stealthbox logo are registered trademarks of JL Audio, Inc. "Ahead of the Curve" and its respective logo is a trademark of JL Audio, Inc.

Printed in USA • ©2018 JL Audio, Inc. • For more detailed information please visit us online at www.jlaudio.com.

JLA-SKU# 011374 • ver. 11.01.2018 • 10369 NORTH COMMERCE PARKWAY • MIRAMAR, FLORIDA • 33025 • USA