




Owner's Manual
Manual del Propietario
Manuel d'utilisatio
Benutzerhandbuch

CompQ-Series
Subwoofers

select language



*seleccione
el idioma*



*choisir la
langue*



*sprache
auswählen*

Contents

Overview 3

Specifications 4

Installation 5

Wiring Configuration..... 5

Box Building Notes 7

Sealed Enclosures..... 10

Vented Enclosures..... 12

Warranty 13

Garantía | Garantie..... 48

Overview

IMPORTANT SAFETY WARNING

PROLONGED CONTINUOUS OPERATION OF AN AMPLIFIER, SPEAKER, OR SUBWOOFER IN A DISTORTED, CLIPPED OR OVER-POWERED MANNER CAN CAUSE YOUR AUDIO SYSTEM TO OVERHEAT, POSSIBLY CATCHING FIRE AND RESULTING IN SERIOUS DAMAGE TO YOUR COMPONENTS AND/OR VEHICLE. AMPLIFIERS REQUIRE UP TO 4 INCHES (10CM) OPEN VENTILATION. SUBWOOFERS SHOULD BE MOUNTED WITH AT LEAST 1 INCH (2.5CM) CLEARANCE BETWEEN THE FRONT OF THE SPEAKER AND ANY SURFACE. KICKER PRODUCTS ARE CAPABLE OF PRODUCING SOUND LEVELS THAT CAN PERMANENTLY DAMAGE YOUR HEARING! TURNING UP A SYSTEM TO A LEVEL THAT HAS AUDIBLE DISTORTION IS MORE DAMAGING TO YOUR EARS THAN LISTENING TO AN UNDISTORTED SYSTEM AT THE SAME VOLUME LEVEL. THE THRESHOLD OF PAIN IS ALWAYS AN INDICATOR THAT THE SOUND LEVEL IS TOO LOUD AND MAY PERMANENTLY DAMAGE YOUR HEARING. PLEASE USE COMMON SENSE WHEN CONTROLLING VOLUME.

The CompQ Subs are a case study in what makes KICKER subwoofers the absolute best in the business. The perfect marriage of low-end output and high-fidelity audio reproduction, they feature the latest in KICKER's advanced engineering and design, including a ceramic magnet, increased cone and spider stability, and Forced-Air Cooling, which uses the excursion of the woofer to force out hot air while drawing in cool air. This results in a 20% reduction in heat, increasing the already industry-leading reliability of our subs. We've combined all of the latest materials and developments to achieve not only the highest output round subwoofer we've ever made, but also the highest quality SQ subwoofer to ever hit the market. Get ready for signature KICKER bass, and make sure you're using these subwoofers with KICKER accessories and amps to get the best results.

Specifications

	CWQ10	CWQ12	CWQ15
Woofer [in, mm]	10, 25	12, 30	15, 38
Recommended Amplifier Power [Watts RMS]	400–800	500–1000	600–1200
Peak Power Handling [Watts]	1600	2000	2400
Sensitivity [1W, 1m]	84.5	85.4	88
Rated Impedance [Ω]	2 or 4	2 or 4	2 or 4
Fs [Hz]	41.3	40.5	30.2
Xmax (Linear Excursion) [mm]	19.7	23	23.7
Re [Ω]	3.4	3.7	4.2
Qts	.403	.381	.216
Qms	10.754	10.098	7.521
Qes	.419	.396	.222
Vas [ft³, L]	.811, 22.99	2.04, 57.82	5.5, 156.71
Outer Frame Dimension [in, cm]	10-11/16, 27.2	12-1/2, 31.8	15-3/8, 39.1
Mounting Cutout [in, cm]	9-3/16, 23.4	11-1/16, 28.1	13-7/8, 23.4
Mounting Depth [in, cm]	6-3/8, 16.2	7-1/8, 18.1	8-5/16, 22.6
Frequency Response [Hz]	24–100	20–100	18–100

Note: All specifications and performance figures are subject to change. Please visit **www.kicker.com** for the most current information. To get the best performance from your new KICKER speakers, we recommend using genuine KICKER accessories and wiring. Please allow two weeks of break-in time for the speakers to reach optimum performance.

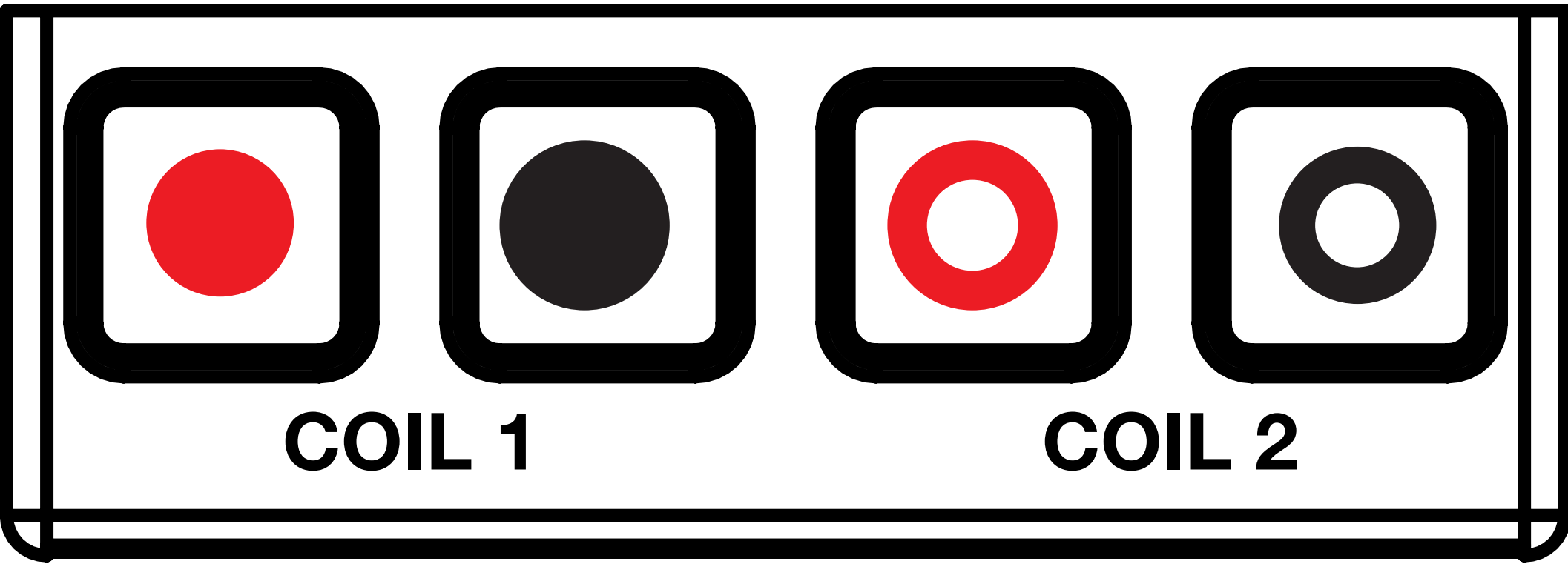
Pro Tip: You're a KICKER amplifier and a few cables away from a full system upgrade that will dominate any factory system! KICKER line of amplifiers make it easy to upgrade to solid bass with your existing or stock source unit. Also, ask your dealer about KICKER Speaker upgrades.

Installation

Wiring Configuration

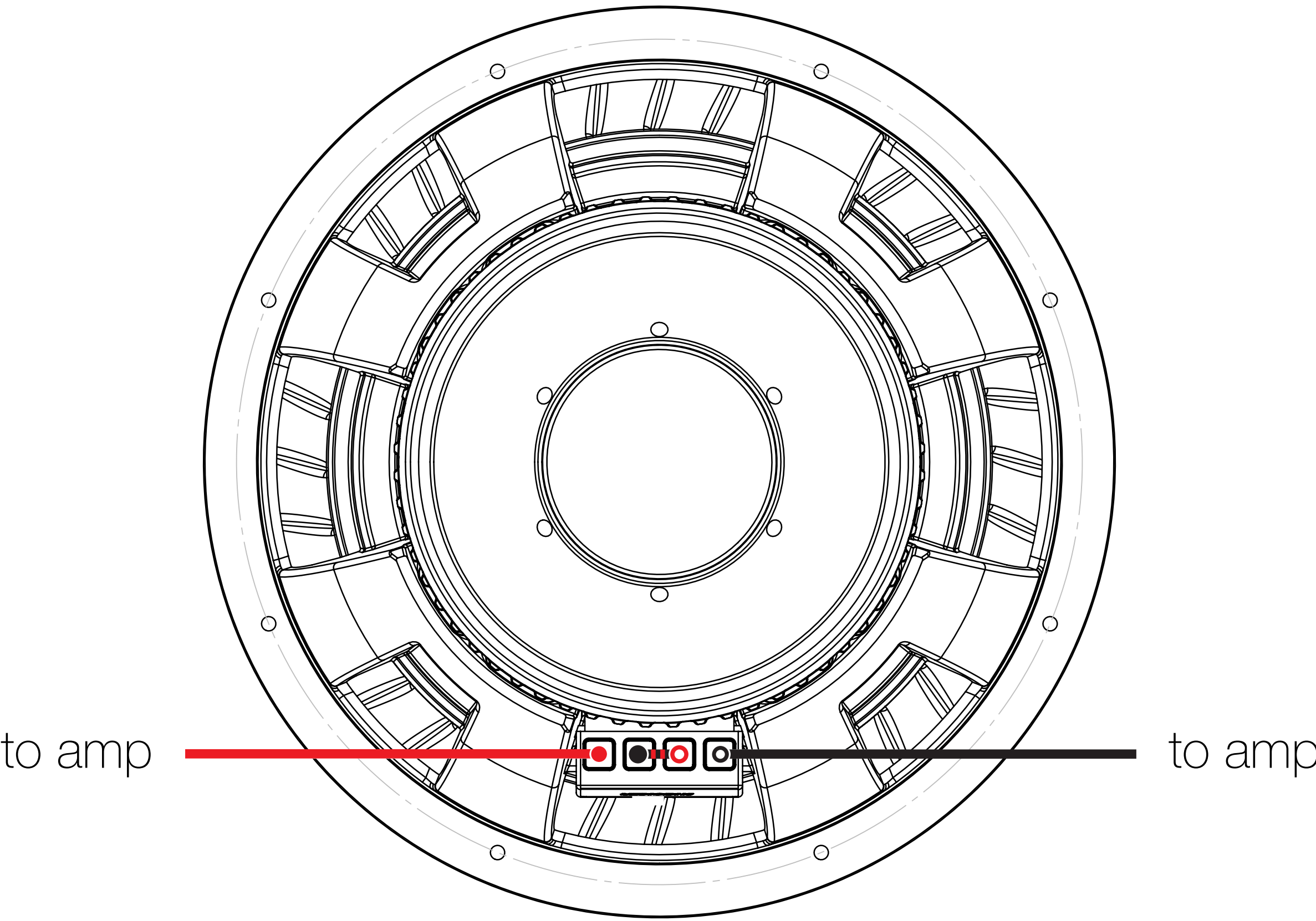
CompQ-Series subwoofers are made with dual 2Ω or 4Ω voice coils. Both coils must be connected to a source of amplification. The Dual 2Ω will provide a 1Ω load wired in parallel or 4Ω load wired in series. The Dual 4Ω will provide a 2Ω load wired in parallel or 8Ω load wired in series. **Make sure your source unit or amplifier is rated at the correct ohm load for operation.**

The speaker wire should be kept away from sharp edges and avoid the possibility of getting pinched by the trunk. If a factory hole and grommet do not exist or are inaccessible, you must drill a hole through which to run the wire. Be careful not to drill into other wiring or existing mechanisms. Any time a wire is run through a hole, it is necessary to insert a rubber or plastic grommet to protect the wire from damage.



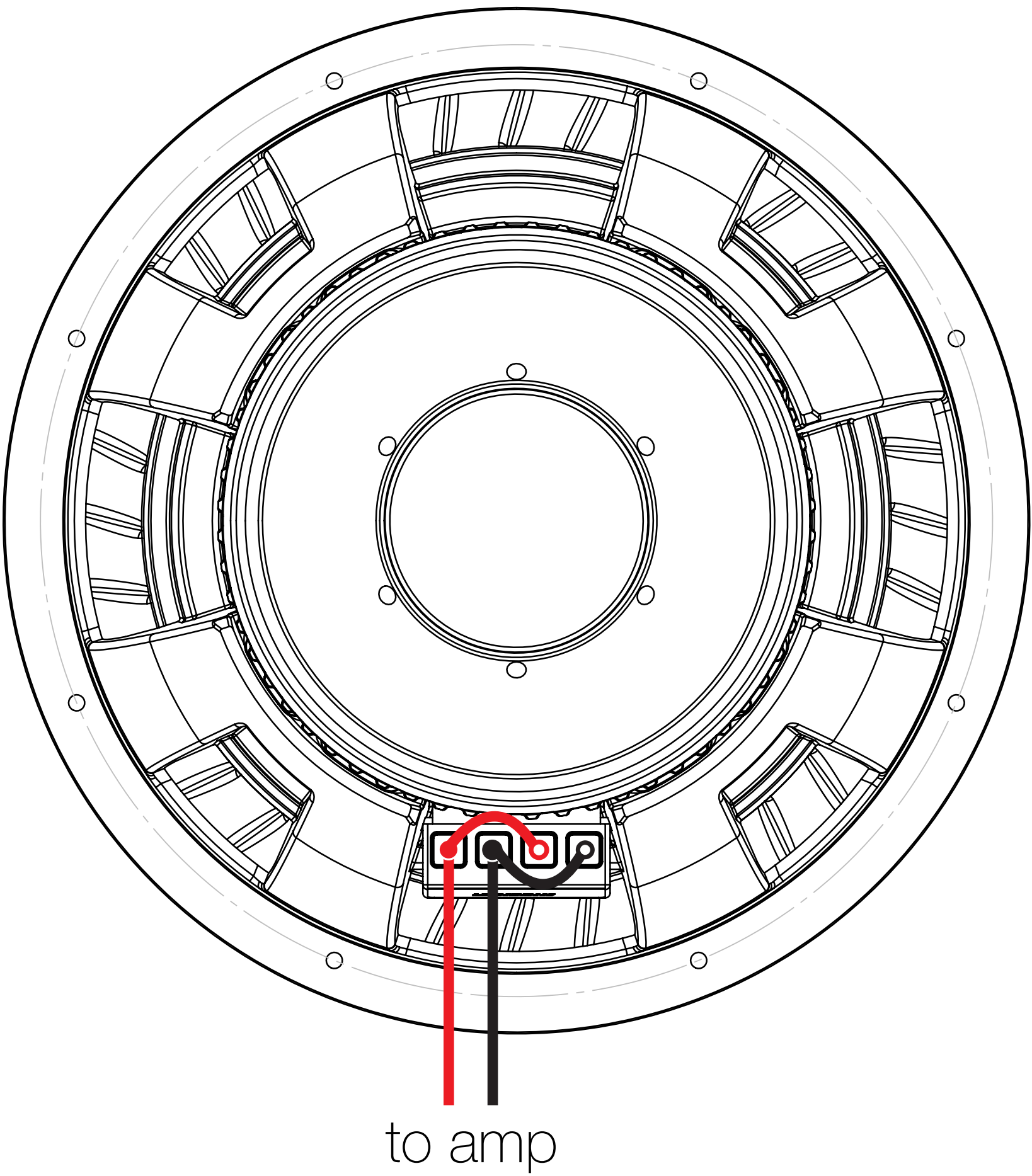
Series Wiring

Dual 2Ω Voice Coils = 4Ω Load
Dual 4Ω Voice Coils = 8Ω Load



Parallel Wiring

Dual 2Ω Voice Coils = 1Ω Load
Dual 4Ω Voice Coils = 2Ω Load



Box Building Notes

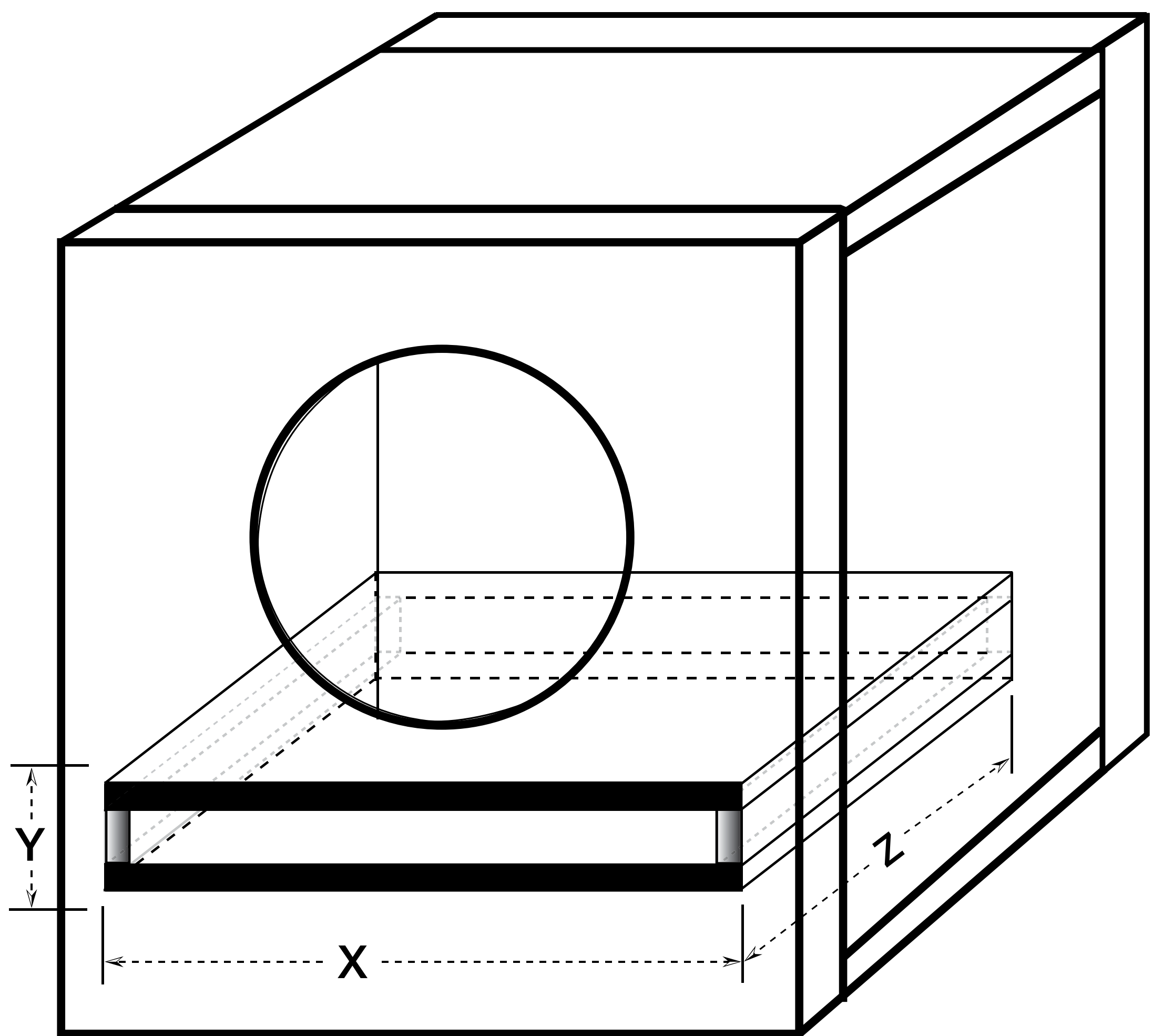
Use 3/4" (1.9cm) or thicker MDF (medium density fiberboard) and seal the joints with silicone. Use the "template" inside your CompQ subwoofer's shipping carton to mark the mounting hole, then cut directly on the line. These designs need internal bracing. Add triangular bracing between each of the larger unsupported panels.

All the cubic feet (L) measurements in this manual include the displacement of the woofer. For the vented enclosures the displacement of the port must be calculated and added to the internal volume of the final design. Use the outer dimensions of the port and multiply "X x Y x Z", convert to cubic feet, for example the CompQ12 Vented Minimum design's external port dimensions are, using 3/4" (1.9cm) MDF:

$$(12.5" + 1.5" \text{ total MDF wall thickness}) \times (2.5" + 1.5" \text{ total MDF wall thickness}) \times (20") \times (1 \text{ ft}^3 / 1728 \text{ in}^3) = .65 \text{ ft}^3$$

Then, add this number to the internal volume of the enclosure. $1.75 \text{ ft}^3 + .65 \text{ ft}^3 = 2.4 \text{ ft}^3$

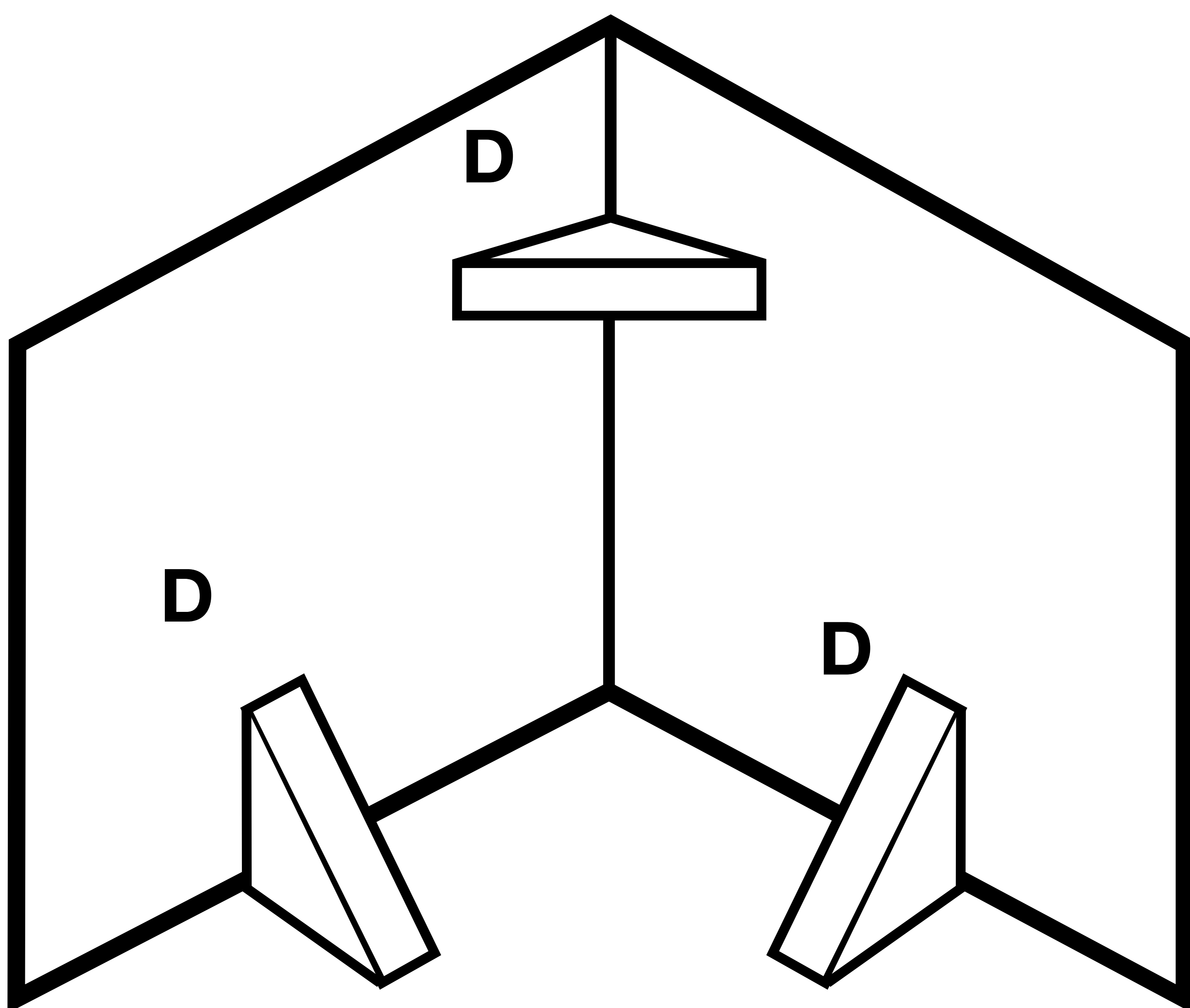
Due to the necessary length of these ports, you may want to fold the port along the bottom and back walls. It will be impractical to use round ports for these designs.



Do not install a port opening against a solid surface, such as an internal brace, back-panel or trunk wall, seat or interior panel of your vehicle. The port opening must remain unobstructed. Use the smallest dimension of the rectangular port as the minimum amount of space between the port opening and any solid surface to insure unrestricted airflow.

You can loosely fill your enclosure with poly-fil stuffing. Ported designs will require covering the end of the port (located inside the box) with grill cloth, chicken wire, or expanded metal to prevent the poly-fil from exiting the port. The use of poly-fil will slightly decrease efficiency, but will deepen and extend the low frequency output by making your subwoofer think it's in a bigger box.

Add triangular bracing between each of the larger unsupported panels.



CWQ12, CWQ15: D = 3" x 3" (8cm x 8cm)

CWQ10: D = 2" x 2" (5cm x 5cm)

For more advice on box building, refer to your Authorized Kicker Dealer, or click on the Support tab on the Kicker homepage, **www.kicker.com**. Please e-mail support@kicker.com or call Technical Support at (405) 624-8583 for specific or unanswered questions.

Sealed Enclosures

These sealed enclosure designs give the smoothest response with increased energy at the lowest frequencies, 20 to 30Hz. These designs deliver massive amounts of highly-accurate bass and can be driven with punishing levels of amplifier power.

The CompQ-Series high performance suspension system can operate in a larger sealed enclosure. This maximum enclosure volume application is ideal for SQ (ultra sound quality) installations. The Maximum enclosure generates a very flat response curve and extends the sub-bass response.

Minimum Sealed

Model	Volume ft ³ (L)	Min/Max Power Handling
CWQ10	.66 (18.7)	400–800
CWQ12	.88 (24.92)	500–1000
CWQ15	1.5 (42.5)	600–1200

Maximum Sealed

Model	Volume ft ³ (L)	Min/Max Power Handling
CWQ10	1.25 (35.4)	400–800
CWQ12	2 (56.64)	500–1000
CWQ15	6 (169.9)	600–1200

Panel Dimensions for Minimum Sealed Enclosures using 3/4” (1.9cm) thick MDF:

	CWQ10	CWQ12	CWQ15
Volume ft3 [L]	.66, [18.7]	.88, [24.92]	1.5, [42.5]
Panel A in. [cm]	12x12, [30.5x30.5]	13.5x13.5, [34.3x34.3]	16.5x16.5, [41.9x41.9]
Panel B in. [cm]	12x10.5, [30.5x26.7]	13.5x10.5, [34.3x26.7]	16.5x11.5, [41.9x29.2]
Panel C in. [cm]	10.5x10.5, [26.7x26.7]	12x10.5, [30.5x26.7]	15x11.5, [38.1x29.2]

CompQ-Series subwoofers perform well in any size sealed enclosure between the Minimum and Maximum volume recommendations. These systems will exhibit benefits of both designs. Overall, the system will sound more like the recommended enclosure design it is closest to in enclosure volume. These enclosure recommendations have been calculated with the airspace inside the enclosure and include the displacement of the woofer. All sealed-enclosure airspace should be filled to 50% loose poly-fil (polyester fiberfill) stuffing. Do not make the airspace greater than the SQ, maximum enclosure volume, recommendation.

Vented Enclosures

These boxes are the enclosure of choice if space is not a problem and you want to get the most output and low frequency extension from your CompQ subwoofer. CompQ subwoofers will handle massive amounts of power in any of the recommended enclosures, minimum or maximum. The smaller enclosures are best for use in limited-space applications. The larger recommended enclosures will yield slightly more bass at the lowest frequencies.

Vented Minimum	CWQ10	CWQ12	CWQ15
Box Volume, ft³ [L]	1.25, [35.4]	1.75, [49.6]	3, [85]
Port Opening, in. x in. [cm x cm]	2.5x11.25, [6.4x29]	2.5x13.25, [6.4x34]	2.5x16.25, [6.4x41]
Port Length, in. [cm]	19.75, [50]	22.5, [57]	19.5, [50]
Power Handling, RMS	400–800	500–1000	600–1200
Vented Maximum	CWQ10	CWQ12	CWQ15
Box Volume, ft³ [L]	2.25, [63.7]	3.25, [92]	6.0, [170]
Port Opening, in. x in. [cm x cm]	3x11.25, [7.6x29]	3x13.25, [7.6x34]	3.5x16.25, [8.9x41]
Port Length, in. [cm]	18, [46]	14.5, [37]	13.75, [35]
Power Handling, RMS	400–800	500–1000	600–1200

The Vented Minimum design increases bass efficiency and fits in many space-limited applications. Although it is the smallest recommended ported enclosure, the output from 30 to 80 Hz will be considerably higher than that of any sealed box. The Vented Maximum design has even more output in this frequency band. The Maximum is the largest and most efficient enclosure design.

Warranty

When purchased from an Authorized KICKER Dealer, KICKER warrants this product to be free from defects in material and workmanship under normal use for a period of ONE (1) YEARS from date of original purchase with receipt. If this product is identified as “Refurbished” or “B Goods”, the warranty is limited to a period of THREE (3) MONTHS from the date of original purchase. In all cases you must have the original receipt. Should service be necessary under this warranty for any reason due to manufacturing defect or malfunction during the warranty period, KICKER will repair or replace (at its discretion) the defective merchandise with equivalent merchandise. Warranty replacements may have cosmetic scratches and blemishes. Discontinued products may be replaced with more current equivalent products. This warranty is valid only for the original purchaser and is not extended to owners of the product subsequent to the original purchaser. Any applicable implied warranties are limited in duration to a period of the express warranty as provided herein beginning with the date of the original purchase at retail, and no warranties, whether express or implied, shall apply to this product thereafter. Some states do not allow limitations on implied warranties; therefore, these exclusions may not apply to you. This warranty gives you specific legal rights; however you may have other rights that vary from state to state.

WHAT TO DO IF YOU NEED WARRANTY OR SERVICE:

Defective merchandise should be returned to your local Authorized Stillwater Designs (KICKER) Dealer for warranty service. Assistance in locating an Authorized Dealer can be found at www.KICKER.com or by contacting Stillwater Designs directly. You can confirm that a dealer is authorized by asking to see a current authorized dealer window decal.

If it becomes necessary for you to return defective merchandise directly to Stillwater Designs (KICKER), call the KICKER Customer Service Department at (405) 624-8510 for a Return Merchandise Authorization (RMA) number. Package only the defective items in a package that will prevent shipping damage, and return to:

Stillwater Designs
3100 North Husband St
Stillwater, OK 74075

The RMA number must be clearly marked on the outside of the package. Please return only defective components. The return of functioning items increases your return freight charges. Non-defective items will be returned freight collect to you. For example, if a subwoofer is defective, only return the defective subwoofer, not the entire enclosure. Include a copy of the original receipt with the purchase date clearly visible, and a “proof-of-purchase” statement listing the Customer’s name, Dealer’s name and invoice number, and product purchased. Warranty expiration on items without proof-of-purchase will be determined from the type of sale and manufacturing date code. Freight must be prepaid; items sent freight-collect, or COD, will be refused.

WHAT IS NOT COVERED?

This warranty is valid only if the product is used for the purpose for which it was designed. It does not cover:

- o Damage due to improper installation
- o Subsequent damage to other components
- o Damage caused by exposure to moisture, excessive heat, chemical cleaners, and/or UV radiation
- o Damage through negligence, misuse, accident or abuse. Repeated returns for the same damage may be considered abuse
- o Any cost or expense related to the removal or reinstallation of product
- o Speakers damaged due to amplifier clipping or distortion
- o Items previously repaired or modified by any unauthorized repair facility
- o Return shipping on non-defective items
- o Products with tampered or missing barcode labels
- o Products with tampered or missing serial numbers
- o Products returned without a Return Merchandise Authorization (RMA) number
- o Products purchased from an UNAUTHORIZED dealer
- o Freight Damage
- o The cost of shipping product to KICKER
- o Service performed by anyone other than KICKER

HOW LONG WILL IT TAKE?

KICKER strives to maintain a goal of one-week service for all acoustics (subwoofers, midrange drivers, tweeters, crossovers, etc) returns. Delays may be incurred if lack of replacement inventory or parts is encountered. Failure to follow these steps may void your warranty. Any questions can be directed to the KICKER Customer Service Department at (405) 624-8510. Contact your International KICKER dealer or distributor concerning specific procedures for your country’s warranty policies.

Garantía | Garantie

Contact your International KICKER dealer or distributor concerning specific procedures for your country's warranty policies.

Our goods come with guarantees that cannot be excluded under the **Australian Consumer Law**. You are entitled to a replacement or refund for a major failure and for compensation for any other reasonably foreseeable loss or damage. You are also entitled to have the goods repaired or replaced if the goods fail to be of acceptable quality and the failure does not amount to a major failure.

GARANTÍA INTERNACIONAL *Versión Español*

Comuníquese con su concesionario o distribuidor KICKER internacional para obtener información sobre procedimientos específicos relacionados con las normas de garantía de su país.

La frase “combustible para vivir la vida Livin’ Loud™ a todo volumen” se refiere al entusiasmo por la vida que la marca KICKER de estéreos de automóvil representa y a la recomendación a nuestros clientes de que vivan lo mejor posible (“a todo volumen”) en todo sentido. La línea de altavoces y amplificadores KICKER es la mejor del mercado de audio de automóviles y por lo tanto representa el “combustible” para vivir a todo volumen en el área de “estéreos de automóvil” de la vida de nuestros clientes. Recomendamos a todos nuestros clientes que obedezcan todas las reglas y reglamentos locales sobre ruido en cuanto a los niveles legales y apropiados de audición fuera del vehículo.

INTERNATIONALE GARANTIE *Deutsche Version*

Nehmen Sie mit Ihren internationalen KICKER-Fachhändler oder Vertrieb Kontakt auf, um Details über die Garantieleistungen in Ihrem Land zu erfahren.

Der Slogan “Treibstoff für Livin’ Loud” bezieht sich auf die mit den KICKER-Autostereosystemen assoziierte Lebensfreude und die Tatsache, dass wir unsere Kunden ermutigen, in allen Aspekten ihres Lebens nach dem Besten (“Livin’ Loud”) zu streben. Die Lautsprecher und Verstärker von KICKER sind auf dem Markt für Auto-Soundsysteme führend und stellen somit den “Treibstoff” für das Autostereoerlebnis unserer Kunden dar. Wir empfehlen allen unseren Kunden, sich bezüglich der zugelassenen und passenden Lautstärkepegel außerhalb des Autos an die örtlichen Lärmvorschriften zu halten.

GARANTIE INTERNATIONALE *Version Française*

Pour connaître les procédures propres à la politique de garantie de votre pays, contactez votre revendeur ou distributeur International KICKER.

L’expression “ carburant pour vivre plein pot “ fait référence au dynamisme de la marque KICKER d’équipements audio pour véhicules et a pour but d’encourager nos clients à faire le maximum (“ vivre plein pot “) dans tous les aspects de leur vie. Les haut-parleurs et amplificateurs KICKER sont les meilleurs dans le domaine des équipements audio et représentent donc pour nos client le “ carburant pour vivre plein pot “ dans l’aspect “ installation audio de véhicule “ de leur vie. Nous encourageons tous nos clients à respecter toutes les lois et réglementations locales relatives aux niveaux sonores acceptables à l’extérieur des véhicules.

P.O. Box 459
Stillwater, Oklahoma 74076
USA
(405) 624–8510





Thiele/Small Parameters

51CWQ152

Electrical Parameters

Re	3.805	Ohm	electrical voice coil resistance at DC
Krm	0.0144	Ohm	WRIGHT inductance model
Erm	0.84		WRIGHT inductance model
Kxm	0.06785	Ohm	WRIGHT inductance model
Exm	0.735		WRIGHT inductance model
Cmes	684.59	µF	electrical capacitance representing moving mass
Lces	38.155	mH	electrical inductance representing driver compliance
Res	76.635	Ohm	resistance due to mechanical losses
fs	31.2	Hz	driver resonance frequency

Mechanical Parameters

Mms	426.2345	g	mechanical mass of driver diaphragm assembly including air load and voice coil
Mmd (Sd)	399.975	g	mechanical mass of voice coil and diaphragm without air load
Rms	8.1275	kg/s	mechanical resistance of total-driver losses
Cms	0.061	mm/N	mechanical compliance of driver suspension
Kms	16.37	N/mm	mechanical stiffness of driver suspension
Bl	24.956		Tm force factor (Bl product)

Loss factors

Qtp	0.6305		total Q-factor considering all losses
Qms	10.27		mechanical Q-factor of driver in free air considering Rms only
Qes	0.51		electrical Q-factor of driver in free air considering Re only
Qts	0.4855		total Q-factor considering Re and Rms only

Other factors

Vas	57.56925	L	equivalent air volume of suspension
n0	0.328		reference efficiency (2 pi-radiation using Re)
Lm	87.36	dB	characteristic sound pressure level (SPL at 1m for 1W @ Re)
Lnom	87.575	dB	nominal sensitivity (SPL at 1m for 1W @ Zn)
Sd	814.33	cm²	diaphragm area
Xmax	23.7	mm	

