



— Installation assistance available at: —

RFTECH

— www.rockfordfosgate.com/support —

**1998-2013
HARLEY-DAVIDSON®
STREET/ROAD GLIDE
AMPLIFIER INSTALL KIT**

RFK-HD9813M5

Save Your Speakers!

Download our free Amp Tuning Guide by searching "Tuning Guide" from www.rockfordfosgate.com/support

If using a factory radio, you must get it flashed. Find dealers that flash at from www.rockfordfosgate.com/dealerlocator

600 South Rockford Drive • Tempe, Arizona 85281 United States
Direct: (480) 967-3565 • Toll Free: (800) 669-9899

rockfordfosgate.com

Installation & Operation

Introduction

Dear Customer,

Congratulations on your purchase of the world's finest brand of audio products. At Rockford Fosgate we are fanatics about musical reproduction at its best, and we are pleased you chose our product. Through years of engineering expertise, hand craftsmanship and critical testing procedures, we have created a wide range of products that reproduce music with all the clarity and richness you deserve.

For maximum performance we recommend you have your new Rockford Fosgate product installed by an Authorized Rockford Fosgate Dealer, as we provide specialized training through Rockford Technical Training Institute (RTTI). Please read your warranty and retain your receipt and original carton for possible future use.

Great product and competent installations are only a piece of the puzzle when it comes to your system. Make sure that your installer is using 100% authentic installation accessories from Rockford Fosgate in your installation. Rockford Fosgate has everything from RCA cables and speaker wire to power wire and battery connectors. Insist on it! After all, your new system deserves nothing but the best.

To add the finishing touch to your new Rockford Fosgate image order your Rockford accessories, which include everything from T-shirts to hats.

Visit our web site for the latest information on all Rockford products;

www.rockfordfosgate.com

or, in the U.S. call 1-800-669-9899. For all other countries, call +001-480-967-3565.

Table of Content

- 2 Introduction
- 3-5 Contents
- 5 Warranty

If, after reading your manual, you still have questions regarding this product, we recommend that you see your Rockford Fosgate dealer. If you need further assistance, you can call us direct at 1-800-669-9899. Be sure to have your serial number, model number and date of purchase available when you call.

For the latest information and installation instructions go to <https://rockfordfosgate.com/products/selector/motorcycle-accessories/>

Installation Considerations

This section focuses on some considerations for installing your motorcycle amplifier installation kit. This manual will illustrate the installation of two different fairing styles offered by Harley-Davidson® from the production years ranging from 1998 to 2013. (Ultra Classic®, Electra Glide®, Street Glide®, Tri Glide®, Road Glide® and Road Glide Ultra®.)

NOTE: CVO™ is **NOT** covered.

©2022 Rockford Corporation. All Rights Reserved. ROCKFORD FOSGATE and associated logos where applicable are registered trademarks of Rockford Corporation in the United States and/or other countries. Ultra Classic®, Electra Glide®, Street Glide®, Tri Glide®, Road Glide®, Road Glide Ultra®, CVO™ and Harley-Davidson® are registered trademarks of Harley-Davidson, Inc, and if used or implied are for reference only. There is no affiliation between Harley-Davidson, Inc., and Rockford Corporation. All other trademarks are the property of their respective owners. Specifications subject to change without notice.

PRACTICE SAFE SOUND

Continuous exposure to sound pressure levels over 100dB may cause permanent hearing loss. High powered auto sound systems may produce sound pressure levels well over 130dB. Use common sense and practice safe sound.

PRATIQUEZ UNE ÉCOUTE SANS RISQUES

Une exposition continue à des niveaux de pression acoustique supérieurs à 100 dB peut causer une perte d'acuité auditive permanente. Les systèmes audio de forte puissance pour auto peuvent produire des niveaux de pression acoustique bien au-delà de 130 dB. Faites preuve de bon sens et pratiquez une écoute sans risques

PRACTIQUE EL SONIDO SEGURO

El contacto continuo con niveles de presión de sonido superiores a 100 dB puede causar la pérdida permanente de la audición. Los sistemas de sonido de alta potencia para automóviles pueden producir niveles de presión de sonido superiores a los 130 dB. Aplique el sentido común y practique el sonido seguro.

PRAKTIZIEREN SIE SICHEREN SOUND

Fortgesetzte Geräuschdruckpegel von über 100 dB können beim Menschen zu permanentem Hörverlust führen. Leistungsstarke Autosoundsysteme können Geräuschdruckpegel erzeugen, die weit über 130 dB liegen. Bitte wenden Sie gesunden Menschenverstand an und praktizieren Sie sicheren Sound.

OSSERVATE LE REGOLE DEL SUONO SENZA PERICOLI

La costante esposizione a livelli di pressione acustica al di sopra dei 100dB possono causare la perdita permanente dell'udito. I sistemi audio ad alta potenza possono produrre livelli di pressione acustica ben superiori ai 130dB. Si consiglia il buon senso e l'osservanza delle regole del suono senza pericoli

Before installation, disconnect the battery negative (-) terminal to prevent damage to the unit, fire and/or possible injury.

Before beginning any installation, follow these simple rules:

Be sure to carefully read and understand the instructions before attempting to install this motorcycle audio kit.

Consult your motorcycle's service manual for model specific information. Models may differ from year to year depending on factory options and aftermarket accessories added.

This motorcycle amplifier installation kit is specifically designed to work with Rockford Fosgate's M5 compact chassis amplifiers in both 2 or 4-channel configurations.

With the addition of an amplifier, be sure that your current charging system is in proper working order.

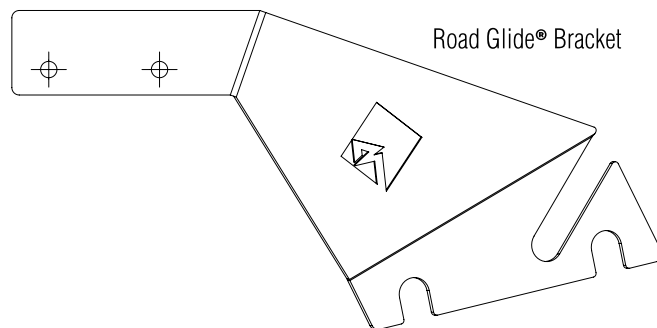
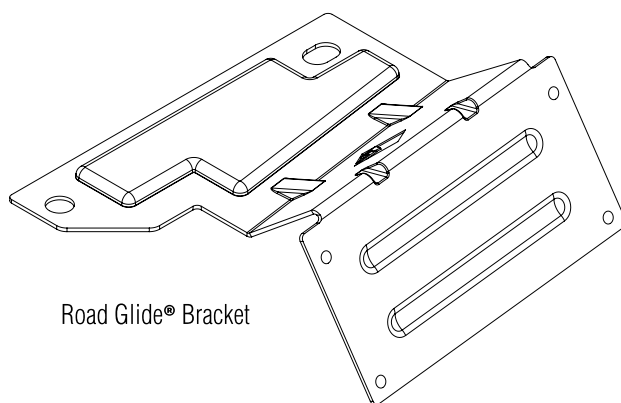
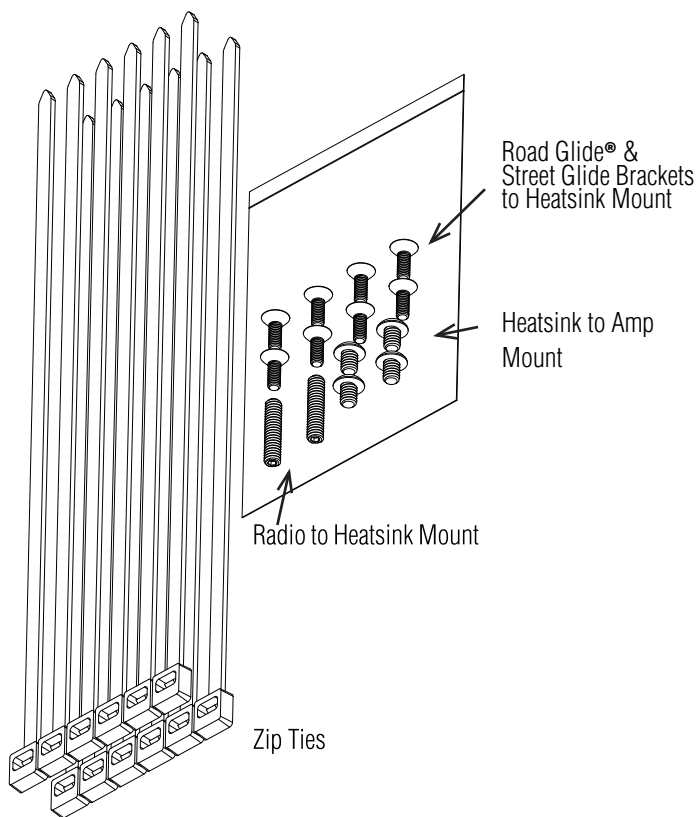
Utilize a blanket or fender cover to protect the front fender from tools or any other items that may be accidentally dropped while removing the fairing.

Visit **rockfordfosgate.com** for more comprehensive installation videos and product information.

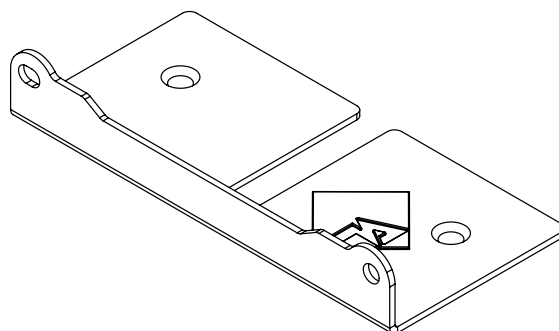
Contents

- (1) Power Harness
- (1) Front Input Harness
- (1) Front Output Harness
- (2) Rear Speaker Harness
- (2) Speaker Output Y-Adapter
- (12) Wire Zip Tie Wraps

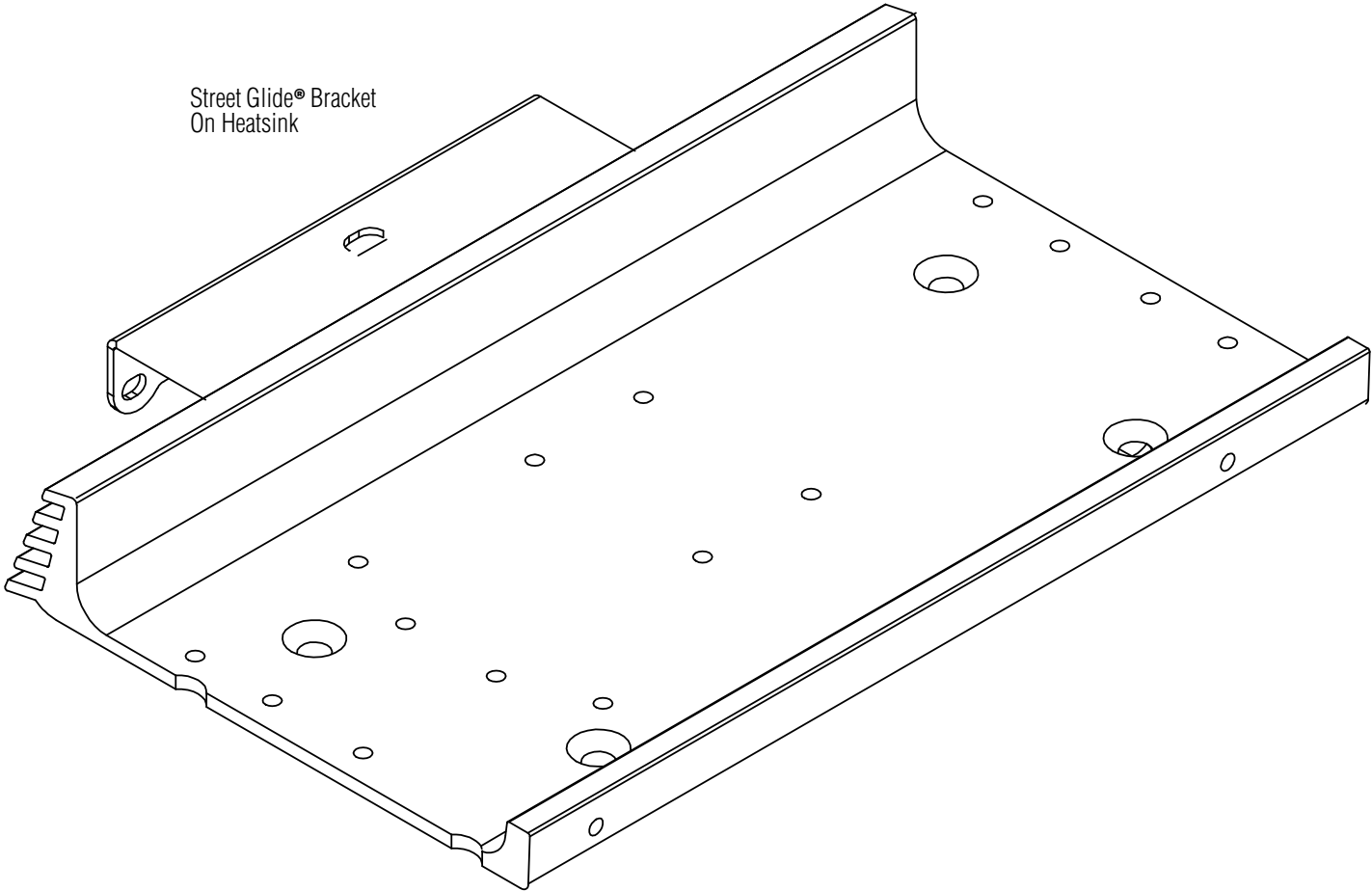
- (2) Road Glide® Amp Mounting Brackets
- (1) Street Glide® Amp Mounting Bracket
- (2) Street Glide® Threaded Studs
- (8) Bracket Mounting Screws
- (4) Amp Screws
- (1) Amp Heat Sink



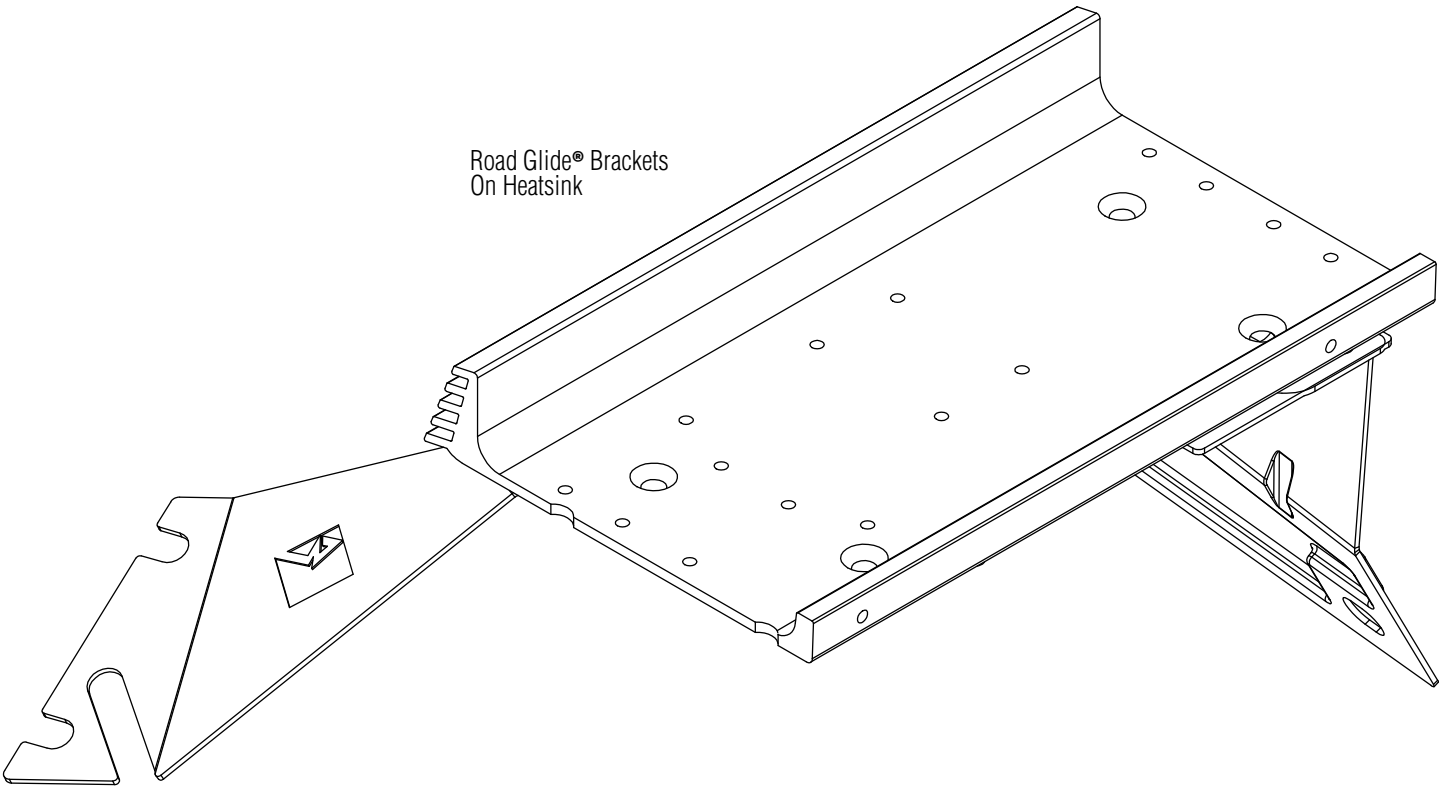
Street Glide® Bracket



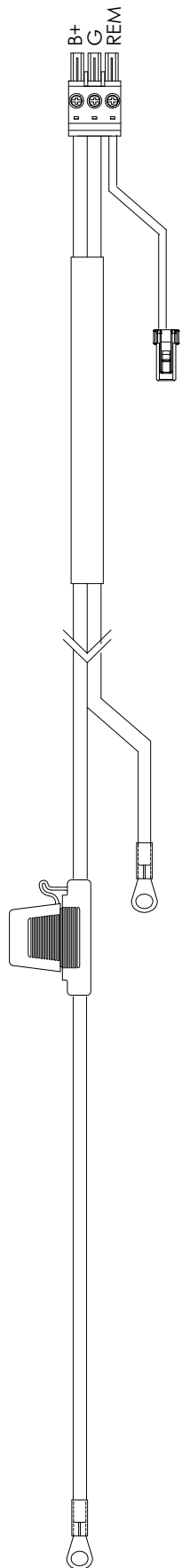
Street Glide® Bracket
On Heatsink



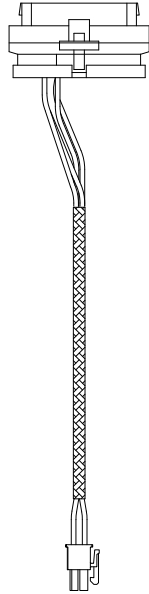
Road Glide® Brackets
On Heatsink



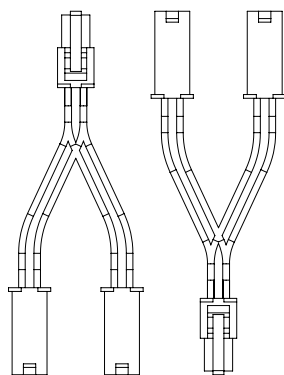
Power Harness



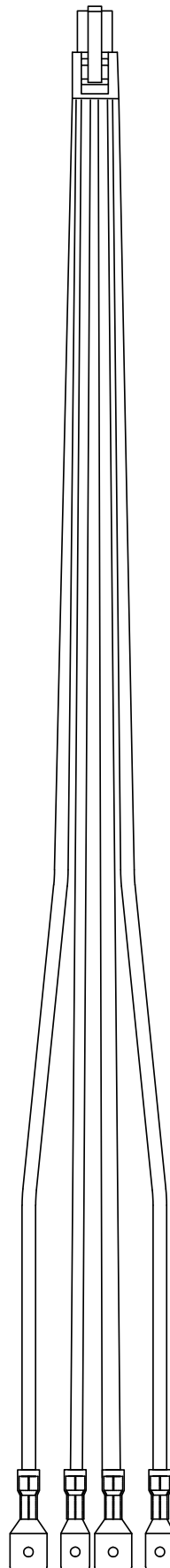
PMX-HD9813 Rear Output Adapter



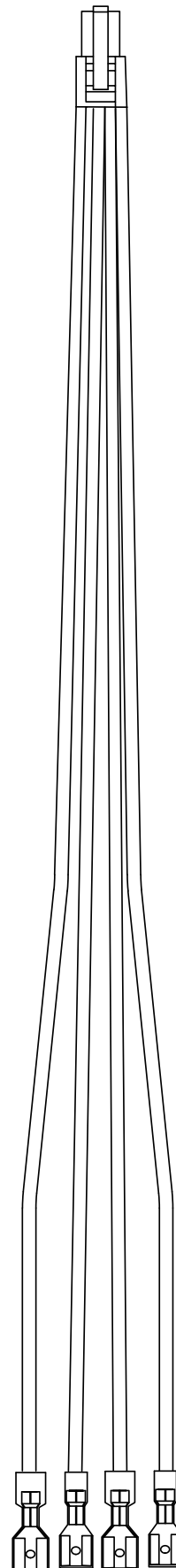
Speaker Output Y-Adapter



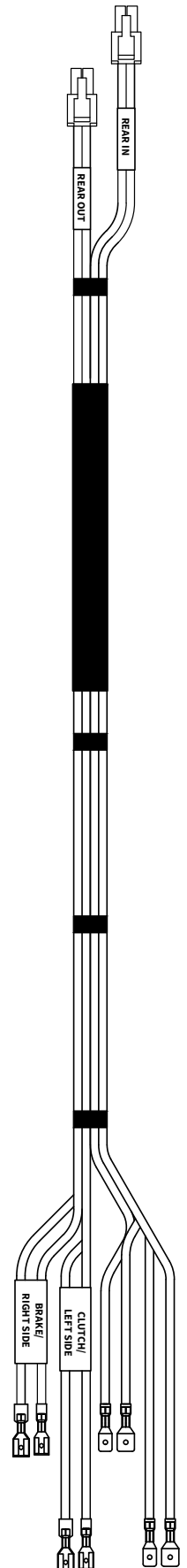
Front Input Harness



Front Output Harness



Rear Input/Output Harness



Warranty

Rockford Corporation offers a limited warranty on Rockford Fosgate products on the following terms:

Length of Warranty

POWER Amplifiers – 2 Years
BMW® Direct Fit Speakers – 2 Years
PUNCH® & PRIME® Amplifiers – 1 Year
Speakers, Signal Processors, Accessories and Capacitors – 1 Year
All marine, motorcycle, motorsport products - 2 Years
Any Factory Refurbished Product – 90 Days (receipt required)

What is Covered

This warranty applies only to Rockford Fosgate products sold to consumers by authorized Rockford Fosgate dealers in the United States of America. Products purchased by consumers from an Authorized Rockford Fosgate Dealer in another country are covered only by that country's Distributor and not by Rockford Corporation.

Who is Covered

This warranty covers only the original purchaser of Rockford product purchased from an authorized Rockford Fosgate dealer in the United States. In order to receive service, the purchaser must provide Rockford with a copy of the receipt stating the customer name, dealer name, product purchased and date of purchase.

Products found to be defective during the warranty period will be repaired or replaced (with a product deemed to be equivalent) at Rockford's discretion.

What is Not Covered

Damage caused by accident, abuse, improper installation, operations, theft, water (on non-Element Ready products).

Any cost or expense related to the removal or reinstallation of product.

Service performed by anyone other than Rockford or an authorized Rockford Fosgate service center.

Any product which has had the serial number defaced, altered, or removed.

Subsequent damage to other components.

Any product purchased outside the U.S.

Any product not purchased from an authorized Rockford Fosgate dealer. Refer to rockfordfosgate.com dealer locator for more detail.

Limit on Implied Warranties

Any implied warranties including warranties of fitness for use and merchantability are limited in duration to the period of the express warranty set forth above. Some states do not allow limitations on the length of an implied warranty, so this limitation may not apply. No person is authorized to assume for Rockford Fosgate any other liability in connection with the sale of the product.

How to Obtain Service

Please call 1-800-669-9899 for Rockford Customer Service. You must obtain an RA# (Return Authorization number) to return any product to Rockford Fosgate. You are responsible for shipment of product to Rockford.

EU Warranty

This product meets the current EU warranty requirements, see your Authorized dealer for details.