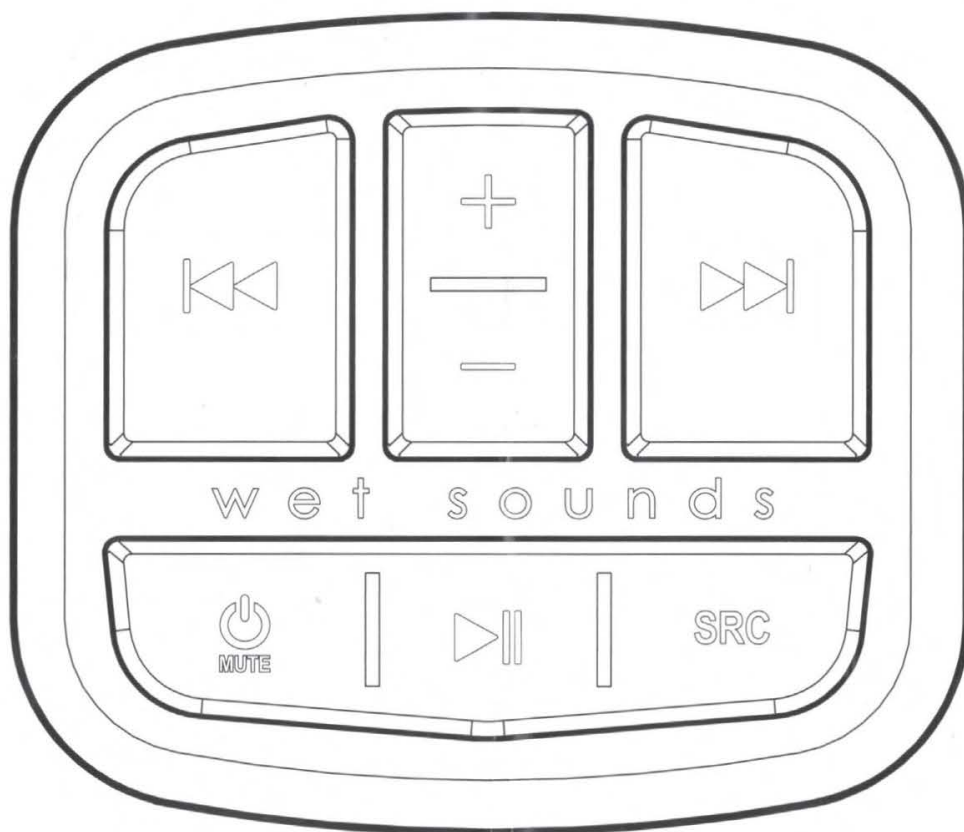




# MC-TR-MINI

Mini Transom Remote

## Owner's Manual and Installation Guide



# MC-TR-MINI

Thank you for choosing the Wet Sounds MC-TR-MINI! We build every product with unsurpassed passion so we can deliver the highest performing products to you. We live and breathe high performance audio, so you can enjoy the best system options available for your boat.


## Features:

- IPX7 Rated marine grade construction
- Compact size; Easy mounting
- For use with WS-MC-5 (WS-MC-1 & WS-MC-2 w/ software update and MC-TR-MINI-ADP cable)
- 25' 3.5mm to 3.5mm extension cable included


## Compatible with:

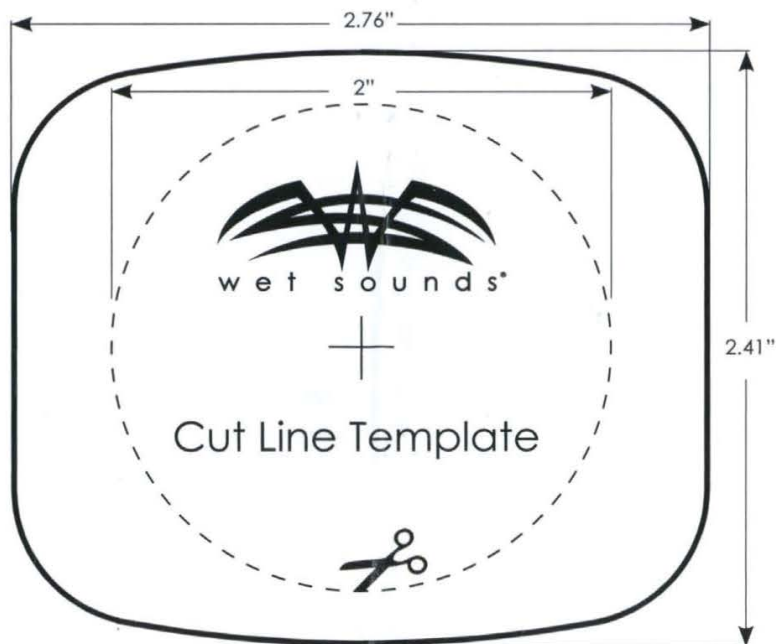
- WS-MC-5
- WS-MC-1 (with software update and MC-TR-MINI-ADP cable)
- WS-MC-2 (with software update and MC-TR-MINI-ADP cable)

## Wiring Diagram for MC-TR-MINI




(optional connection for MC-1 & MC-2 needed)

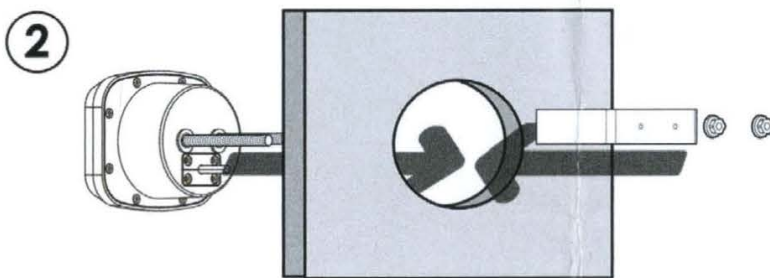




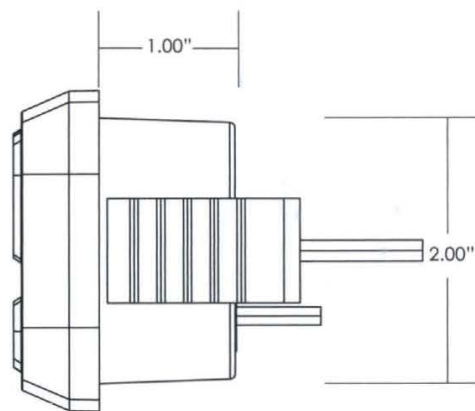
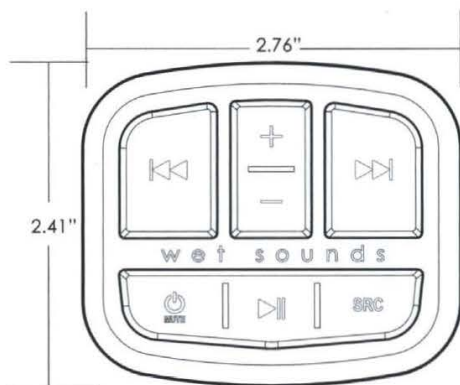
## Mounting Instructions



- Use the template to mark a cut line. Avoid cutting outside the cut line to prevent improper fitment. Taping the surrounding surface helps to prevent damage to the surface.



- Place unit into the opening and use the aluminum U-shaped bracket to sandwich the dash between the unit and rear bracket. Tighten the bracket to fit a variety of walls.





**WET SOUNDS INC.**  
[www.wetsounds.com](http://www.wetsounds.com)  
877-938-7757

2975 Louise Street  
Rosenberg, Texas 77471 USA



© 2021 Wet Sounds, Inc. All Rights Reserved. WET SOUNDS and associated logos where applicable are registered trademarks of Wet Sounds Corporation in the United States and/or other countries. All other trademarks are the property of their respective owners.