

wet sounds

WS-MC-RND

Marine Round Media Center

Owner's Manual



Congratulations!

Thank you for purchasing the Wet Sounds
WS-MC-RND Marine Round Media Center.

Wet Sounds products represent the ultimate in high performance audio. Wet Sounds products are specifically engineered to withstand rigorous marine environments.



Table of Contents

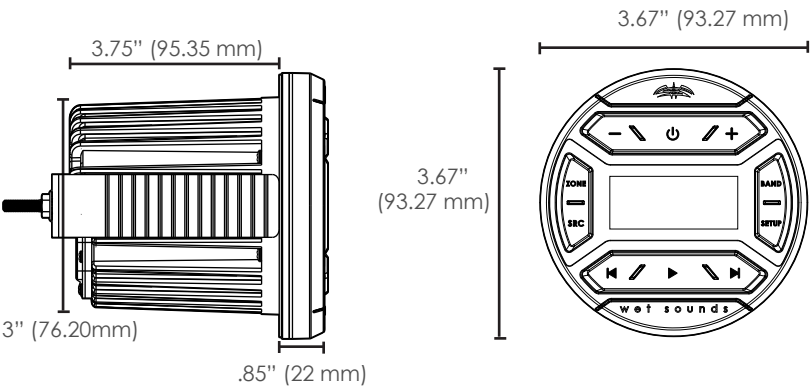
Please take a moment to look over this instruction manual before enjoying the product.

Installation Specifications	1
Features	3
Controls	4
Setup	5
Source	7
Warranty	8

Manual details are subject to change over time. Please visit **wetsounds.com** for the latest updates to this manual.

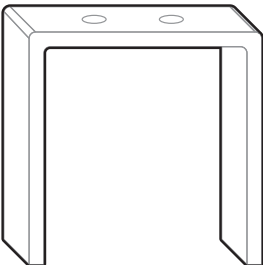
Installation Specifications

Product Dimensions

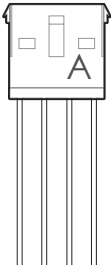


Included Hardware

x1 Mounting Bracket



x1 Connector A



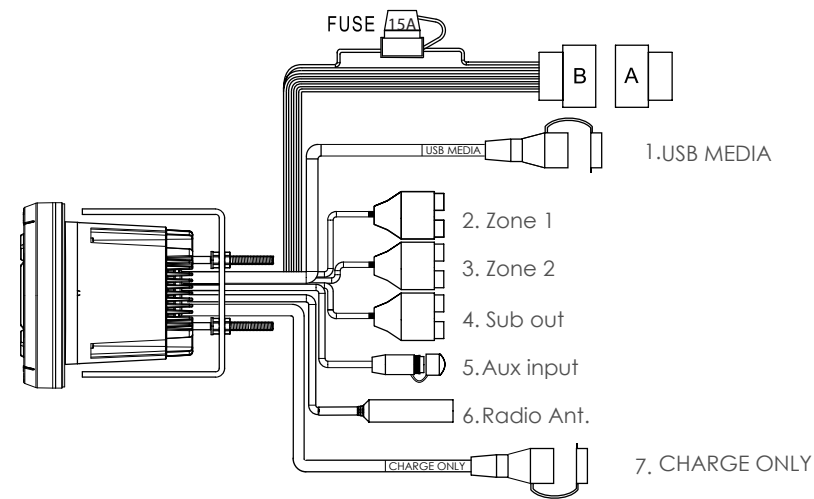
x4 Flange Nut



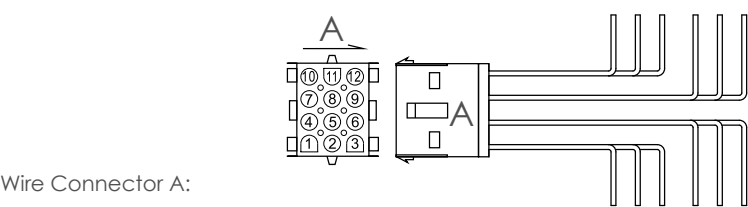
x2 Dual Riser



Wiring Harness Diagram for WS-MC-RND



Wire Diagram for Connector A



Wire Connector A:

Pin No.	Wire Color	Wire Definition	Pin No.	Wire Color	Wire Definition
10	Black	GND	4	Red	Battery
11	Purple/Black	Rear Right-	5	White/Black	Front Left-
12	Purple	Rear Right+	6	White	Front Left+
7	Blue	Amplifier On	1	Orange	Dim Input
8	Grey/Black	Front Right-	2	Green/Black	Rear Left-
9	Grey	Front Right+	3	Green	Rear Left+

Features

Features Included

- AM/FM/WB
- Selectable Tuner Regions
- Bluetooth Audio Streaming
- Supports 2 BT Devices Simultaneously
- USB Media Playback (MP3/WMA)
- AUX Input
- IPX5 Rating
- 25Wx4 @ 4 Ω (50Wx4 @ 2 Ω)
- 2-Zone RCA Output
- Adjustable Subwoofer Output
- USB Charge Port (5v-1A)

Hardware Included:

- Wiring harness
- Mounting hardware
- Mounting bracket

WS-MC-RND Controls

Controls allow you to navigate and access MC-RND features.



1. Volume Up: This allows adjustment of main volume, as well as making selections when the SETUP features are being used.

2. Power/Mute: Press and hold this button for power On/Off. Short press this button to mute/unmute the volume of all zones. The MC-RND will confirm the volume is the display.

3. Setup: Allows access to controls that affect all functions of the MC-RND. Press Setup until the desired function is highlighted, then depress the volume + & volume - for access.

4. Volume Down: Allows you to lower the volume and when in SETUP it allows you to cycle through the options.

5. Zone 1&2: Press to cycle through your zones when the icons are displayed you can raise the volume for each one or together.

6. Play/ Pause: This is active when using the Bluetooth streaming. Press once for pause, once again for play.

7. Track Back/ Tuner Seek Down: In Bluetooth mode, this will go back to the previous track. In Radio mode, this will seek out the strongest station in decreasing frequency order.

8. Track Forward/ Tuner Seek Up: In Bluetooth mode, this will go forward to the next track. In Radio mode, this will seek out the strongest station in increasing frequency order.

9. Source (SRC): Allows access to all source modes.

10. Band: Change Tuner Band from FM/AM/WB.

Setup Menu

Allows access to controls that affect all functions of the MC-RND. Press the setup button until the desired function is highlighted, then depress for access. The functions available are:

Audio

Allows access to the following audio adjustments:

Balance: Allows adjustment of the Balance (Left/Right) both powered & pre-amp. Press the Setup button to highlight the desired function, then depress the Vol+ or Vol- to adjust the function.

Equalization: The MC-RND has 4 different factory equalization settings for the 2 Band equalizer. Setting to off, allows the user to set their own equalization curve. Press Setup to access your EQ and select one of 4 bands of equalization, press vol- and vol+ to make selection.

Internal AMP: When bypassing the MC-RND internal amplifier and using solely external amplifiers, set this control in the off position for greater efficiency.

Zone: This button allows you to select the active zone. You can activate both zones together or each one separately. The display will show icons for Zone 1 and Zone 2, indicating which zone is currently controlled by the main volume.

Tuner Region

The MC-RND is defaulted to receive broadcasts in the USA region. Europe, Russia, Asia and S. Africa regions are also available through this setting.

Dual Docking

This feature allows you to pair up to two Bluetooth devices to the WS-MC-RND Media Center. Simply follow the standard pairing instructions for each device. To switch between devices, pause the device currently playing and then press play on the second paired device to start playback from that Bluetooth device.

Software

Allows access to the software menu of the MC-RND:

Version: Displays what version of the operating software is currently running on the MC-RND. Visit www.wetsounds.com/downloads to see the most up to date MC-RND operating software.

Master Reset

Selecting this will return all settings of the MC-RND back to the original.

Source (SRC)

Allows access to three different sources:

Radio Operation

1. Press SRC to cycle through your options and access the Radio.
2. To select between FM/AM/WB, press the BAND button (#10).
3. Short press the tuner seek up/down buttons (#7/#8) to automatically seek the next strongest station either up or down.
4. Long press the same buttons to Manually Tune either up or down.

Source Features:

- **PRESETS:** When in FM/AM mode press the play button to cycle through the 6 presets.
- **ADD PRESETS:** To save a radio station press the SETUP button for **2 seconds** it will flash SAVE on the screen. Then press the SEEK button to cycle through your 1-6 presets to save your station to once you select the preset to save the station to press the SETUP button to confirm.

Bluetooth Streaming Operation

1. Press SRC, to select BT AUDIO to access the Bluetooth streaming input.
2. To connect a Bluetooth compatible device to the MC-RND, make sure no other devices are paired to the MC-RND, then be sure to enable BT on the device.
3. Search on the device's Bluetooth menu for " MC-RND" and connect with it. The MC-RND will confirm connection on the display. You can connect up to two devices to the MC-RND.
4. PLAY/PAUSE (#11) and Track Forward/Track back (#7/#8) will operate when in Bluetooth mode.

AUX Operation

1. Press SRC, then select AUX-IN to access that source.

FCC Compliance Statment

This device complies with Part 15 of the FCC Rules. Operation is subject to the following two conditions.

1. This device may not cause harmful interference, and
 2. This device must accept any interference received, including interference that may cause undesired operation.
- These limits are designed to provide reasonable protection against harmful interference in a residential installation. This equipment generates—and can radiate—radio frequency energy and, if not installed and used in accordance with the instructions, may cause harmful interference to radio communications. However, there is no guarantee that interference will not occur in a particular installation. If the equipment does not cause harmful interference to radio or television reception, which can be determined by turning the equipment off and on, the user is encouraged to try to correct the interference by one or more of the following measures:
- Reorient or relocate the receiving antenna
 - Increase the separation between the equipment and the receiver
 - Connect the equipment into an outlet on a circuit different from that to which the receiver is connected.
 - Consult the dealer or an experienced radio/TV technician for help. The provided shielded USB cable must be used with this unit to ensure compliance with the class B FCC limits. Warning: Changes or modifications to this unit not expressly approved by the party responsible for compliance could void the user's authority to operate the equipment.

Trademarks

The Bluetooth® word mark and logos are registered trademarks owned by Bluetooth SIG, Inc.

© 2025 Wet Sounds, Inc. All Rights Reserved. WET SOUNDS and associated logos where applicable are registered trademarks of Wet Sounds Corporation in the United States and/or other countries. All other trademarks are the property of their respective owners.

Limited Warranty

What This Warranty Covers: This is a "limited" warranty. This warranty covers any defect in materials and workmanship. This warranty only covers the original purchaser and is not transferable. This warranty is also only valid if the original purchase was made from an authorized Wet Sounds TM dealer.

How Long Coverage Lasts: This warranty extends for 2 years from the date of purchase. It is recommended to REGISTER your warranty online within 45 days of purchase at www.wetsounds.com— click on "warranty registration".

What Is Not Covered: This warranty does not cover fading or discoloration caused by exposure to sunlight or chemicals such as ammonia, household bleach, or any cleaning material that contains abrasive substances. Wet Sounds, Inc. does not cover the expense for removal or re-installation. Additionally, shipping TO Wet Sounds, Inc. must be paid for by the purchaser. This warranty is void and inapplicable is Wet Sounds deems that the product was abused or misused; including but not limited to damage caused by accident, mishandling, improper installation, removing the inline fuse on the power connection, negligence, normal; wear and tear, excessive water or heat damage, freight/shipping damage, or products that have been disassembled by anyone other than Wet Sounds technical staff. Wet Sounds will not be responsible for any incidental or consequential damages, except to the extent provided (or prohibited) by applicable law. This warranty gives you specific rights, and you may also have other rights which vary from state to state.

What Is Not Covered: This warranty does not cover fading or discoloration caused by exposure to sunlight or chemicals such as ammonia, household bleach, or any cleaning material that contains abrasive substances. Wet Sounds, Inc. does not cover the expense for removal or re-installation. Additionally, shipping TO Wet Sounds, Inc. must be paid for by the purchaser. This warranty is void and inapplicable is Wet Sounds deems that the product was abused or misused; including but not limited to damage caused by accident, mishandling, improper installation, removing the inline fuse on the power connection, negligence, normal; wear and tear, excessive water or heat damage, freight/shipping damage, or products that have been disassembled by anyone other than Wet Sounds technical staff. Wet Sounds will not be responsible for any incidental or consequential damages, except to the extent provided (or prohibited) by applicable law. This warranty gives you specific rights, and you may also have other rights which vary from state to state.


What Wet Sounds, Inc. Will Do: Wet Sounds, Inc. will repair any part of your product that proves to be defective in materials or workmanship. In the event repair is not possible, Wet Sounds will replace the product in question. If it is deemed necessary Wet Sounds, Inc. will either replace the entire product with a refurbished unit or it will be replaced with a model that is similar in price is that model is no longer available. Labor costs and materials needed to complete this service will be at No Charge to the purchaser. Additionally, return shipping FROM Wet Sounds, Inc. to the purchaser will be paid for by Wet Sounds.

How To Get Service: Contact Wet Sounds, Inc. either by phone (877-938-7757) or by email (warranty@wetsounds.com). A service representative will assist you in confirming that the problem you are experiencing is caused by a defective product and if that product is covered under warranty. The service representative will issue you a Return Manufacturer's Authorization (RMA) and other details to obtain service for your product.

How To Get Service: Contact Wet Sounds, Inc. either by phone (877-938-7757) or by email (warranty@wetsounds.com). A service representative will assist you in confirming that the problem you are experiencing is caused by a defective product and if that product is covered under warranty. The service representative will issue you a Return Manufacturer's Authorization (RMA) and other details to obtain service for your product.

DO NOT RETURN YOUR PRODUCT WITHOUT THE PROPER RETURN AUTHORIZATION (RMA)!

Internet Warning: Wet Sounds, Inc. products sold on any non-authorized web site or internet auction site are void of any and all manufacturer's warranty. Please contact Wet Sounds (877-938-7757) or visit our web site (www.wetsounds.com) for a list of authorized online sellers or to find an authorized installing retailer near you.



WS-MC-RND



877-938-7757

www.wetsounds.com

2975 Louise St

Rosenberg, Texas 77471 USA